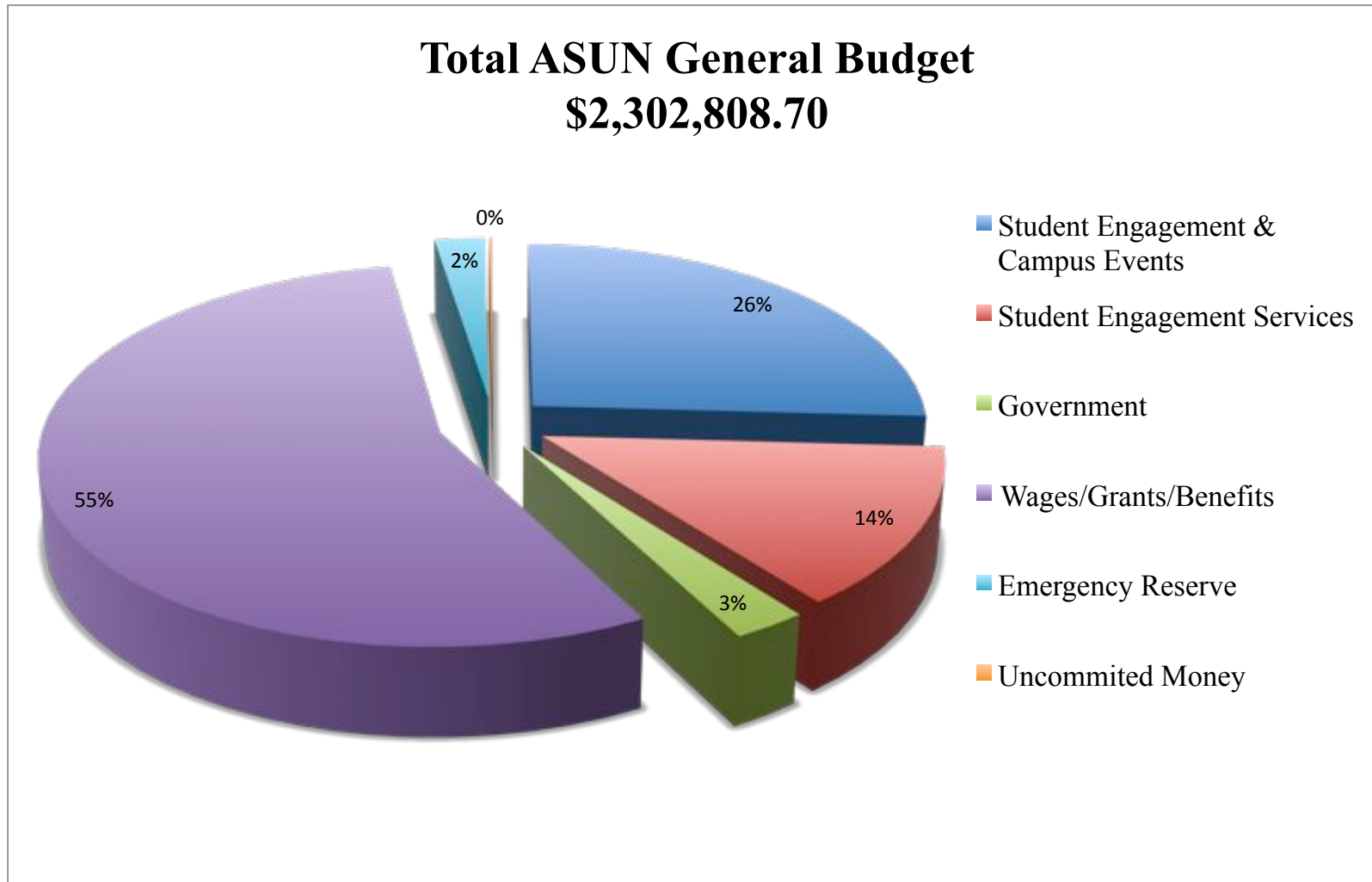


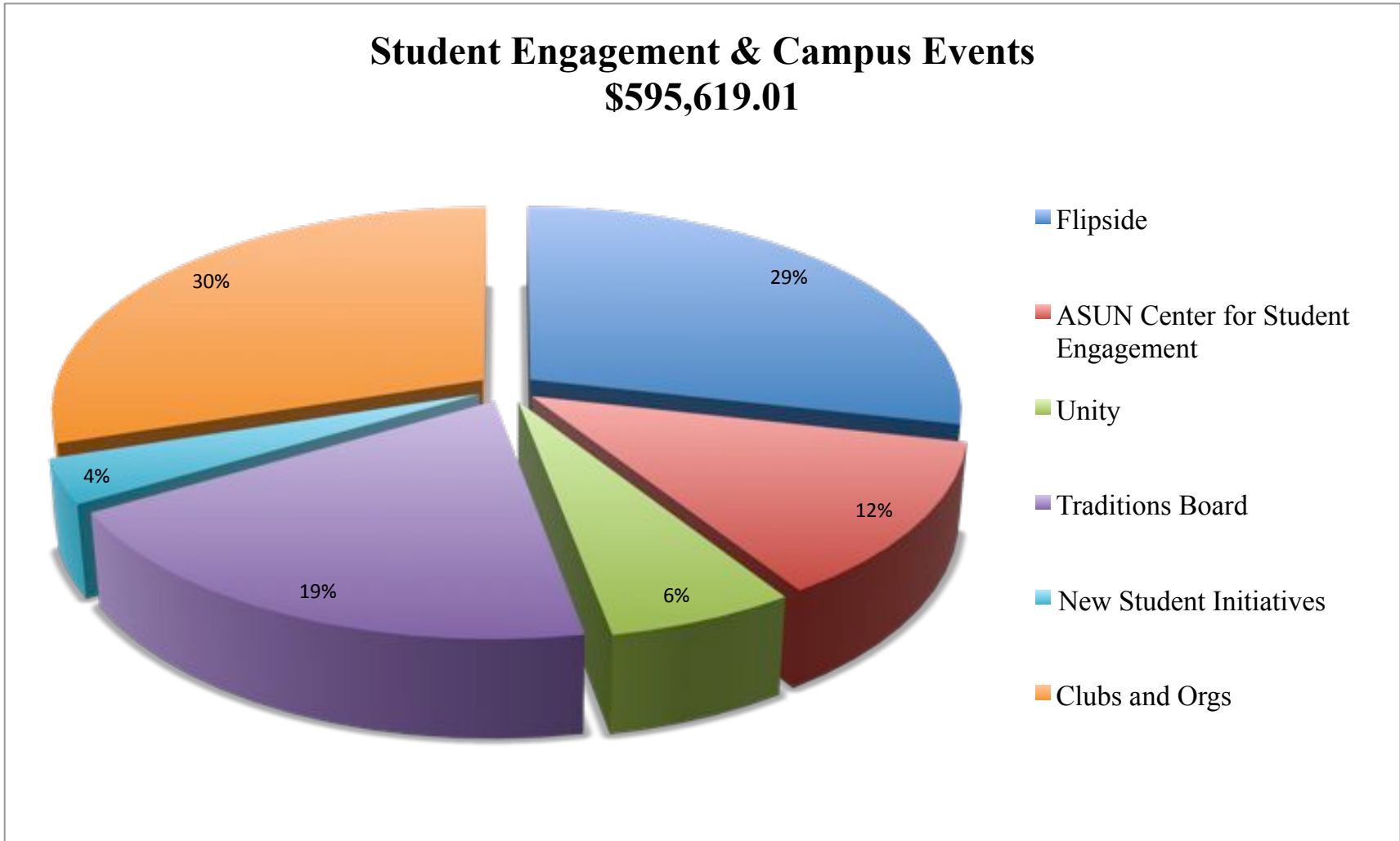
<b>Total ASUN General Account Revenues</b>	<b>\$ 2,149,623.53</b>	
<b>Total ASUN General Budget Allocations</b>	<b>\$ 2,302,808.70</b>	<b>100.00%</b>
<b>Student Engagement &amp; Campus Events</b>	<b>\$ 595,619.01</b>	<b>25.86%</b>
<b>Student Engagement Services</b>	<b>\$ 314,816.62</b>	<b>13.67%</b>
<b>Government</b>	<b>\$ 62,000.00</b>	<b>2.69%</b>
<b>Wages/Grants/Benefits</b>	<b>\$ 1,272,685.98</b>	<b>55.27%</b>
<b>Emergency Reserve</b>	<b>\$ 53,740.59</b>	<b>2.33%</b>
<b>Uncommitted Money</b>	<b>\$ 3,946.50</b>	<b>0.17%</b>

\*Total Allocations are greater than Total Revenues as allocations account for the money that was not used last year and has rolled over (in each account), this year.



**Student Engagement & Campus Events \$ 595,619.01 25.86%**

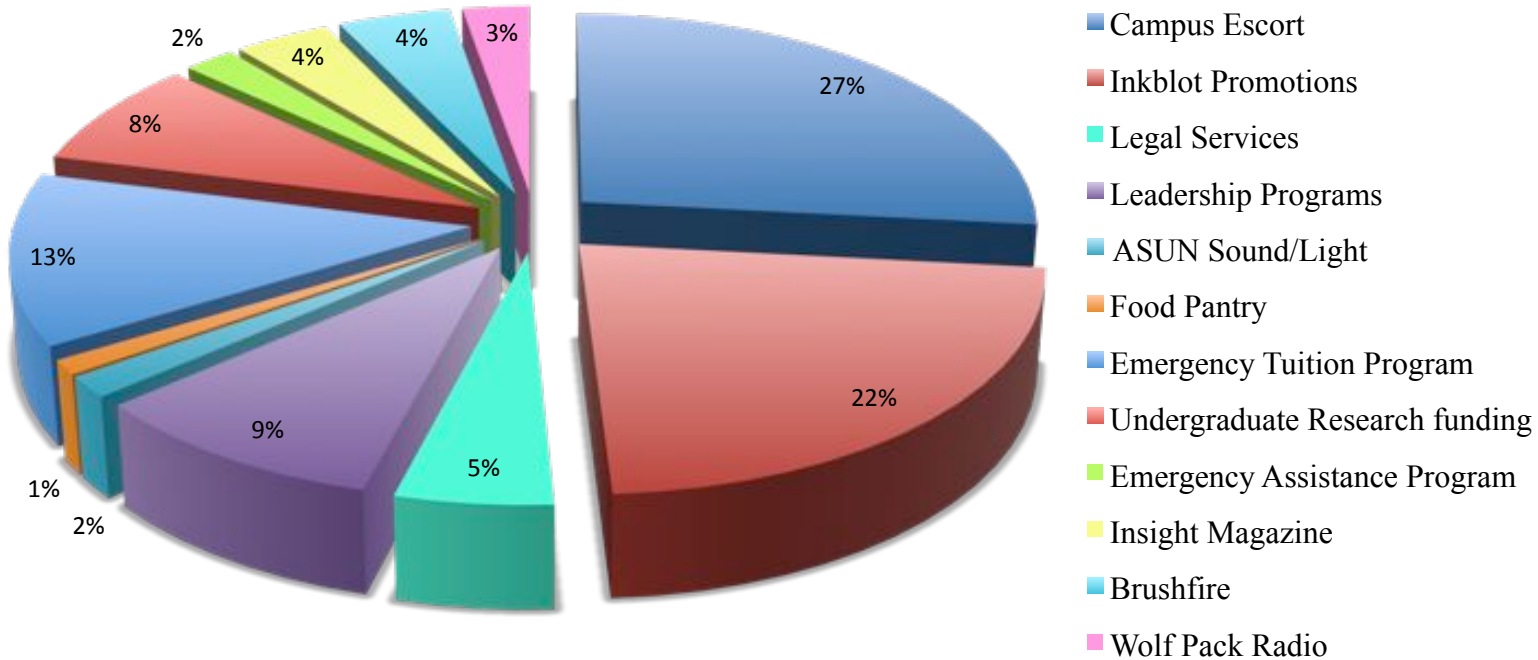
Flipside	\$	169,929.03
ASUN Center for Student Engagement	\$	74,000.00
Unity	\$	36,408.75
Traditions Board	\$	115,855.08
New Student Initiatives	\$	21,000.00
Clubs and Orgs	\$	178,426.15



**Student Engagement Services \$ 314,816.62 13.67%**

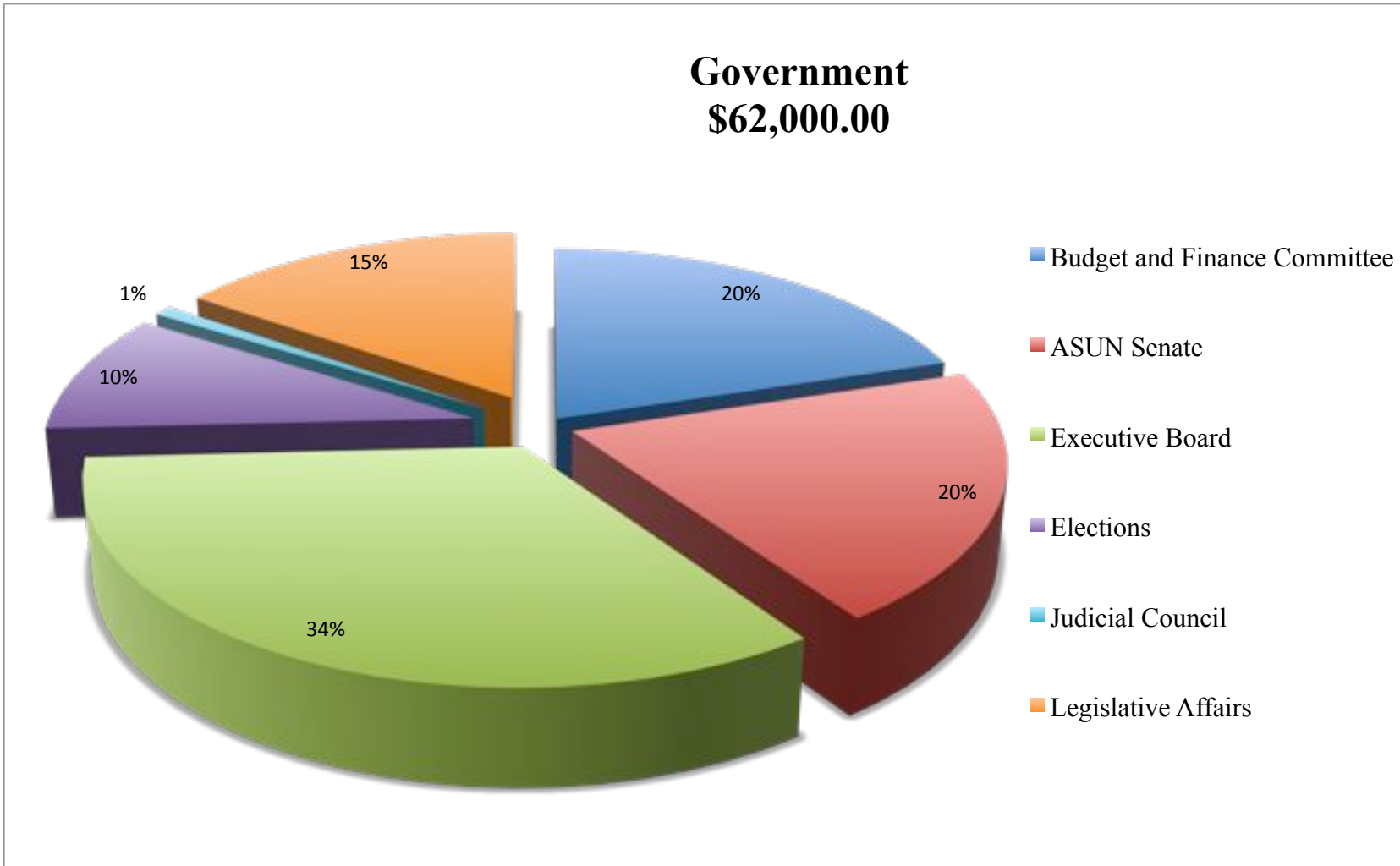
Campus Escort	\$ 83,994.00	Emergency Tuition Program	\$ 40,000.00
Inkblot Promotions	\$ 70,800.00	Undergraduate Research Funding	\$ 25,000.00
Legal Services	\$ 15,450.00	Emergency Assistance Program	\$ 6,480.00
Leadership Programs	\$ 30,000.00	Insight Magazine	\$ 12,025.00
ASUN Sound/Light	\$ 5,000.00	Brushfire	\$ 14,200.00
Food Pantry	\$ 3,417.62	Wolf Pack Radio	\$ 8,450.00

**Student Engagement Services  
\$314,816.62**



**Government**                    \$ 62,000.00    2.69%

Budget and Finance Committee	\$	12,500.00
ASUN Senate	\$	12,500.00
Executive Board	\$	21,000.00
Elections	\$	6,000.00
Judicial Council	\$	500.00
Legislative Affairs	\$	9,500.00



<b>Wages/Grants/Benefits</b>	<b>\$</b>	<b>1,272,685.98</b>	<b>55.27%</b>
Student Wages and Benefits	\$	636,301.98	
Professional Wages and Benefits	\$	601,984.00	
Graduate/Tuition	\$	34,400.00	

